

Butterfly (Reception) Summer Term Newsletter 2026



Staff working in your child's class

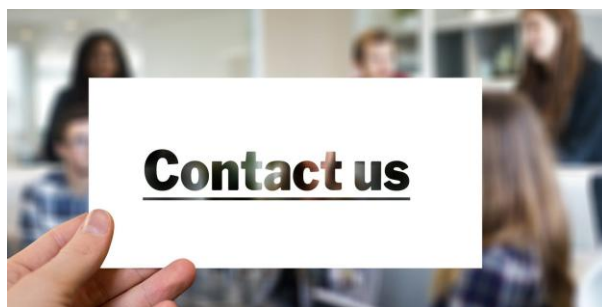
Miss Bateman: Class teacher Monday - Wednesday

Mrs Lowe: Class teacher Thursday - Friday

Mrs Shardlow: HLTA Monday - Friday

Miss Smart: Monday, Wednesday - Friday

Contacting school



If you need to contact the team for a class-based or pastoral reason, please do so via:

yearr@cheddington.bucks.sch.uk Should there be any other need to contact the school, please do so via admin@cheddington.bucks.sch.uk or call the office on 012960668324.


Please note that yearr@ email will not be checked during the school day, therefore if it is urgent, please contact us via the office.

If there is a change to pick up arrangements please advise the office.

During pick up time you are welcome to come and speak to us, once all the children have been dismissed, however, we may have to arrange an alternative time to meet if a more lengthy discussion is required.

Important days during the week



Make a bug hotel using resources found in the environment.	Represent the lifecycle of a butterfly, this could be a drawing, painting or a model.	Choose your favourite minibeast and make a model of it. Can you add labels?
Create different minibeasts that represent the numbers 10-20.		Find out some fascinating minibeast facts and create a poster.
Create some 'guess what I am cards' about different minibeasts.	Make a minibeast wind chime.	Something else to show your learning about minibeasts.

Please bring them to school as soon as they are ready and by no later than **Wednesday 23rd May 2025**.

*As well as guided reading we are reading with the children 1:1 during the week so it is important that they have their reading folders and books in school **everyday**.*

Library

*The children will go to the school Library each week on a **Tuesday**. While there they will be able to select a book to take home and read with their grown ups. These books should be brought back to school the following week so that they can be returned and a new book selected. If the children have 2 books at home, then they will not be able to have another book until these have been returned.*

There are sometimes errors in the system so if you have returned a book and your child has not brought a new book home, please let us know so we can update the system.

*Reading folders will be collected each week on a **Monday** with new books sent home by **Wednesday**.*

Home learning: *To support the children with the transition to Year 1 we will be setting home learning projects each half term. The children can select one project from the grid and bring this into school when completed so that it can be shared with the rest of the class and then will be returned home.*

These projects are linked to what we have been learning or will be learning about in school.

Dates for your diary

Thursday 30th April - Year R class assembly at 2:45

Friday 15th May - Year R and Year 6 trip to the zoo

Wednesday 20th May at 2:45 to 3:10 - Shared learning

Thursday 18th June at 2:45 to 3:10 - Shared learning

Warmer Weather



As the weather is getting warmer please ensure that the children have a water bottle in school each day, these are filled up during the day.

Please ensure that the children have a sun hat in school as they will be spending time outside during the day.

As brighter weather is hopefully around the corner, we would like to remind you about the importance of sun cream and sun hats for the children at school. Although we have large, beautiful grounds, we do not have a lot of shade available outside.

Please can we ask that children come to school having applied sun cream. If you are able to use the type that last for up to 8 hours or the 'apply once a day' that would be great. If not, children are allowed to bring in a named bottle of sun cream which they will need to keep in their school bags. They will then be responsible for applying it to themselves (staff are unable to assist in this). I will talk to the children about the importance of not sharing sun cream due to allergies, but please reiterate this at home.

Please ensure your child also has a named sun hat in school everyday this term. Thank you.

Literacy



Reading

- *Each week the children will take books home.*

- *Monster phonics books are designed for the children to read to an adult, they will have read these books in school as part of their guided reading. Monster phonics books link to the sounds that the children have learnt within their phonics lessons and they have learnt the skills to decode and blend the words independently.*

- *Please write in your child's diary when they have read the Monster phonics book with an adult at home.*
 - *As their reading develops, please ensure that you ask questions about what they have read, so they can show they understand the text. There are suggested questions and other activities at the end or beginning of the books*
 - *Please continue to practise the tricky words and high frequency words that were sent home before the Easter holidays.*
 - *Regular reading at home will enable your child to make more progress.*
-

Phonics

- *At Cheddington school we follow the Monster Phonics Systematic, Synthetic Phonics programme.*
 - *The children have now learnt all the single sounds, digraphs and trigraphs for Reception. In the summer term we focus on blending to read and segmenting to spell. The children will use their phonetic knowledge to support them with reading and writing.*
 - *The children will be reading CVC, CVCC, CCVC words alongside reading the first 60 Reception High Frequency Words.*
 - *The children are continuing to develop letter formation and will begin to write simple sentences using their phonics knowledge.*
-

Writing

- *The children will be developing their FMC (Fine Motor Control) everyday so that they develop their hand strength and other skills needed before they can write comfortably.*
 - *We ensure that writing is fun for the children and encourage a variety of mark making activities throughout the day.*
 - *The children will take part in 'dough disco' and 'squiggle while you wiggle' to encourage mark making and FMC.*
 - *All children will be supported in developing their writing skills, by writing different things e.g. lists, labels, cards...*
 - *The children will be writing 'Super Sentences' every morning, where the children will have a sentence to copy and complete.*
 - *The children will be focusing on writing longer sentences and verbally saying the sentences before writing. The children will continue to be reminded to start sentences with a capital letter and to end with a full stop.*
-

Literacy based on books

-
- *The children take part in literacy lessons everyday and these lessons are based on a book. From this the children will;*
-

- *Make predictions*
 - *Create story maps*
 - *Use speech bubbles*
 - *Understand questions*
 - *Write sentences*
 - *Learn about sentence structures*
 - *Follow recipes*
 - *Act out stories*
 - *Make fact files*
-

Maths



The children will be following the Mastering Number and White Rose Maths Scheme through a mixture of adult-led activities as well as independent learning. The topics that we will be covering this term are :

- *Counting larger sets of numbers and recognising objects that cannot be seen.*

- *Subitising number to 6 including structures arrangements*
 - *Composition of numbers to 10*
 - *Making comparisons along with playing track games.*
 - *Recalling numbers to 5*
 - *Noticing and completing number patterns.*
-
-

You can support your child at home by playing number games and board games, going on number hunts, practising skills in subitising and counting and recognising numerals in everyday activities.

EYFS curriculum areas



The areas of learning are; communication and language; personal, social and emotional development; physical development; literacy; mathematics; understanding the world and expressive arts and design. Through the below topics the children will have exposure to all areas of the EYFS curriculum.

The children will be looking at the topic 'Creep, Crawl and Wriggle'. This topic looks at minibeasts. The children will observe minibeasts in their natural habitats and create shelters for them to live in. They will learn about the life cycle of a butterfly and explore what minibeasts, such as snails and worms, need to survive. They will compare the features of minibeasts and learn the names of their body parts.

We will move onto the topic 'Ready Steady Grow'. This project teaches children about food and farming and explores themes, including where food comes from, what plants and animals need to grow and survive and what constitutes a healthy lifestyle.

As we progress through the summer term we will be looking at the topic 'On the Beach'. This topic explores animals that live in rock pools and on the seashore. They will explore the importance of looking after the environment to keep living things safe. They will learn about staying safe at the beach and find out about people who help us.

Throughout the summer term we will look at the signs of summer and the changes in the weather and the environment. We will talk about the different seasons and how they have changed over the years.

RE & PSHE




In PSHE the children will be learning about "dreams and goals"; within this topic the children will learn about our families, making friends, how to manage falling out with friends, and being the best friend we can be.

The children will also be learning about their body, respecting their body, growing up, fears that they might have and celebrate the year and all they have achieved.

In RE, for the first half term, the children will be looking at the topic "What can we learn from stories?" and will be discussing fables and stories from around the world that have morals. In the second half of the term, the children will be looking at the topic "What makes places special?" The children will be talking about their homes and learning about different homes around the world as well as religious buildings including; churches, mosques and synagogues.


PE



PE is on **Monday and Friday**. The children will be developing their use of space and using resources in different ways.

- The children will also be able to use equipment in the outside area.
 - Long hair needs to be tied up
 - All earrings need to be removed or covered with tape.
 - Please ensure that the children have appropriate clothing for the weather.
 - All PE kit needs to be clearly labelled.
-

Homework

Make a bug hotel using resources found in the environment.	Represent the lifecycle of a butterfly, this could be a drawing, painting or a model.	Choose your favourite minibeast and make a model of it. Can you add labels?
Create different minibeasts that represent the numbers 10-20.		Find out some fascinating minibeast facts and create a poster.
Create some 'guess what I am cards' about different minibeasts.	Make a minibeast wind chime.	Something else to show your learning about minibeasts.

Please bring them to school as soon as they are ready and by no later than **Wednesday 23rd May 2025**.

Reading

Children should be reading their Monster Phonics books at home as often as possible. Reading for 5 minutes everyday is often better than reading once for longer.

It is also important to share stories from picture books everyday.


Home Learning Projects

A homework grid, please see will be sent home at the beginning of the term and the children will have a half term to pick a project and complete it. The children will then bring their project to school and show their work to the rest of the class. Once the project have been shared they will be sent home again. The projects are based around the children's learning in school and will help to consolidate their learning. After May half term the children will be given another home learning project sheet to complete. This is to support the children with their transition to Year 1.

Weekly Advanced Organiser

Please use this to support you in talking to your child about what they might have been learning at school. This will enable them to show you what they know and to extend and embed their learning.

Recommended reading



Sharing a Shell by Julia Donaldson

The Little Red Hen by Usborne Little Board Books

Jasper's Beanstalk by Nick Butterworth

Life in a Rock Pool by Clare Oliver

The Extraordinary Gardener by Sam Boughton

The Gigantic Turnip by Aleksei Tolstoy

Snail Trail by Ruth Brown

The See Saw by Tom Percival

Tip Tap went the Crab by Tim Hopgood

Lucy & Tom by Shirley Hughes

Websites to support learning



<https://www.bbc.co.uk/bitesize/subjects/zphybqt>

<https://www.bbc.co.uk/bitesize/subjects/zhtf3j6>

<https://www.phonicsbloom.com/uk/game/list/phonics-games-phase-3>

<https://www.bbc.co.uk/cbeebies/shows/mini-beast-adventure-with-jess>

<https://www.woodlandtrust.org.uk/blog/2019/06/minibeast-activities-crafts/>

Equipment



The children should bring in a named water bottle in every day. If they have a packed lunch they should have a separate drink in their lunch box.

The children should bring a named coat in each day, the children will be spending time outside throughout the day.

All items of clothing should be clearly labelled.
